

Scaled data based on original data using
LM-79-08 Approved Method: Electrical and Photometric Measurements of Solid-
State Lighting Products

Test Report Prepared for
Cooper Lighting Solutions
(formerly Eaton)

Brand: McGRAW-EDISON

Report Number: P199943

Luminaire Tested: **GWC-AF-01-LED-E1-RW-7030**

Issue Date: 3/3/2020

Test Information

Test Method: LM-79-08
Report Number: P199943
TEST IS SCALED FROM IESNA LM-79-08 TEST DATA (P24166)
Test Lab: INNOVATION CENTER P2
Issue Date: 3/3/2020
Manufacturer: COOPER LIGHTING SOLUTIONS (FORMERLY EATON)
Product Line: MCGRAW-EDISON
Catalog Number: GWC-AF-01-LED-E1-RW-7030
Description: GALLEON WALL LUMINAIRE
(1) 70 CRI, 3000K, 1050mA LIGHTSQUARE WITH 16 LEDS EACH AND RECTANGULAR WIDE OPTICS
Light Source: -
Ballast/Driver: ELECTRONIC DRIVER

Summary

Lumens per Lamp: N/A
Luminaire Lumens: 6284.6 lumens
Efficiency: N/A
Efficacy: 106.5 lumens/watt
Luminous Opening: Rectangular (W 0.5' x L: 0.5' x H: 0')
IES Classification: Type II - Medium - Full Cutoff
BUG Rating: B3 - U0 - G3

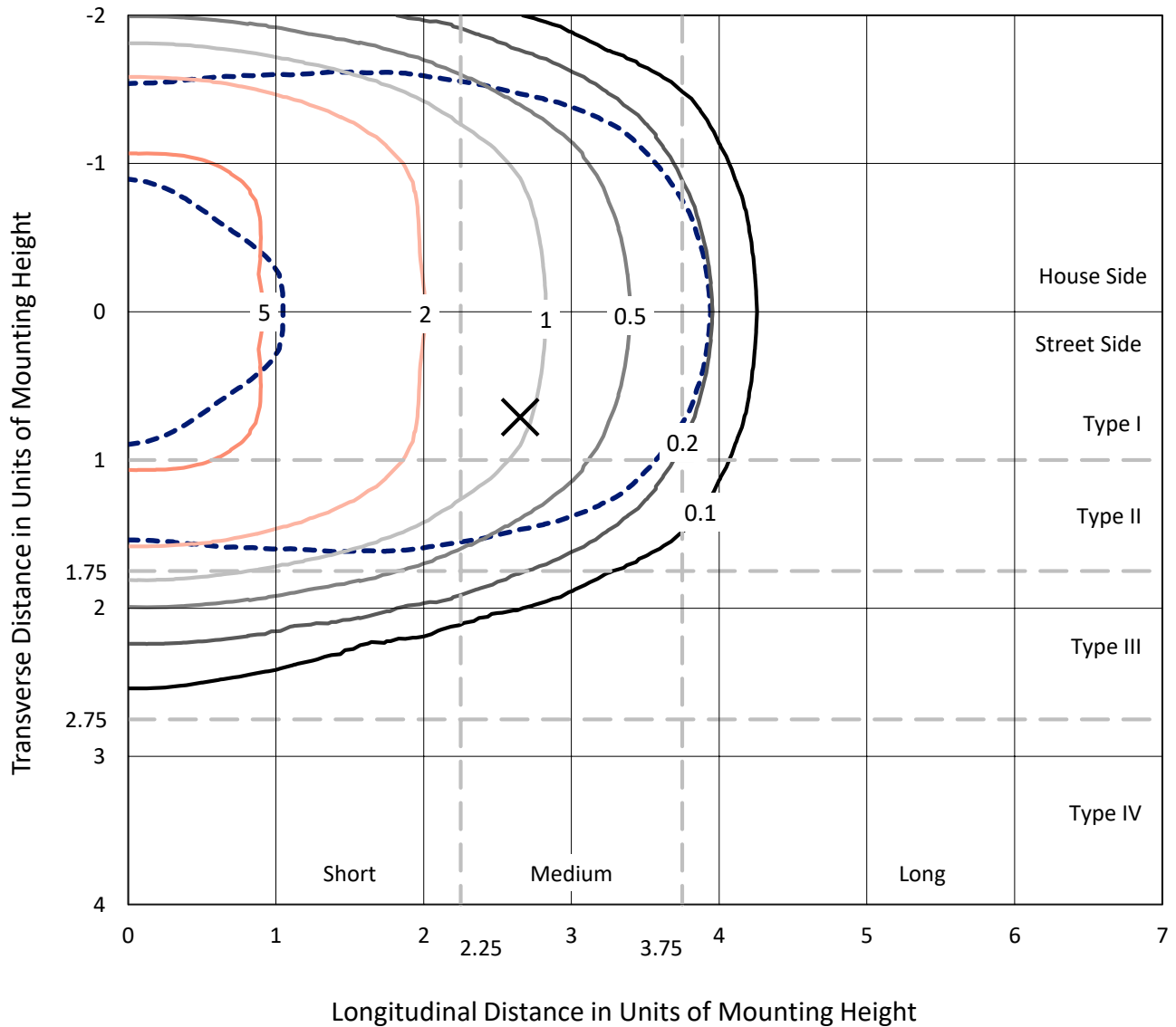
Input Watts (W): 59
Input Voltage (V): NR
Input Current (Ain): NR
Voltage Rise (V): NR
Power Factor: NR
Total Harmonic Distortion (THDi): NR
Frequency (hertz): 60
Stabilization Time: NR
Operation Time: NR
Ambient Temperature (°C): NR
Test Distance: 25 FT



REPORT NUMBER: P199943
 CATALOG NUMBER: GWC-AF-01-LED-E1-RW-7030

Iso-Footcandle Lines of Horizontal Illumination

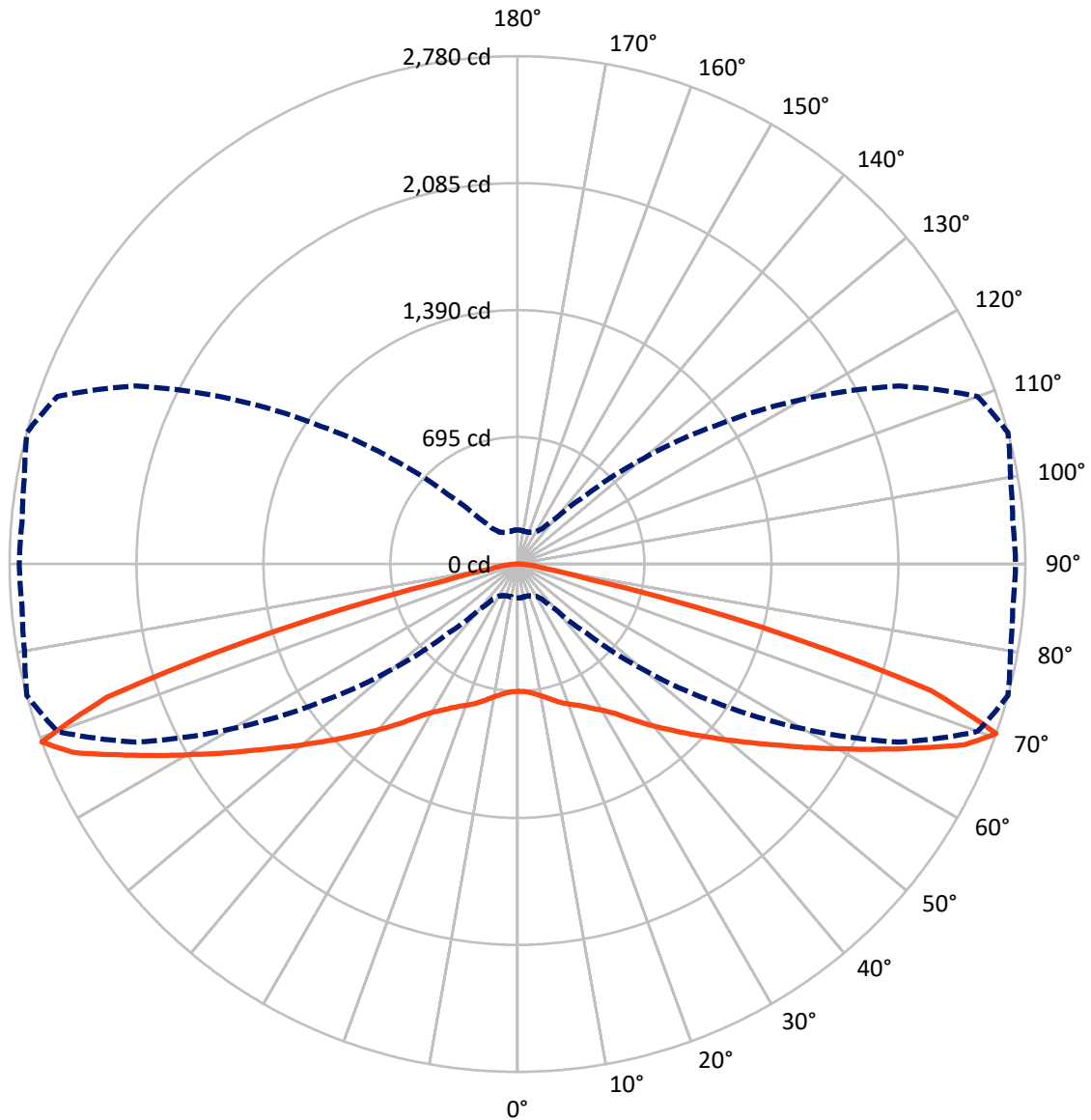
× Max cd
 - - - 1/2 Max cd



Based on 10 foot mounting height. Maximum calculated value = 7 fc
 Type II - Medium - Full Cutoff

REPORT NUMBER: P199943
CATALOG NUMBER: GWC-AF-01-LED-E1-RW-7030

Luminous Intensity Polar Plot



— Vertical Plane Through 75-Deg Lateral - - - Horizontal Cone Through 70-Deg Vertical

REPORT NUMBER: P199943

CATALOG NUMBER: GWC-AF-01-LED-E1-RW-7030

FLUX DISTRIBUTION:

		Downward	Upward	Total
House Side	Lumens	3142.3	0.0	3142.3
	% Fixture	50.0	0.0	50.0
Street Side	Lumens	3142.3	0.0	3142.3
	% Fixture	50.0	0.0	50.0
Total	Lumens	6284.6	0.0	6284.6
	% Fixture	100.0	0.0	100.0

Coefficient of Utilization

ZONAL LUMENS:

Zone	Lumens	% Fixture
0°-10°	66.9	1.1
10°-20°	207.7	3.3
20°-30°	391.0	6.2
30°-40°	692.4	11.0
40°-50°	1157.9	18.4
50°-60°	1613.5	25.7
60°-70°	1496.3	23.8
70°-80°	596.3	9.5
80°-90°	62.7	1.0
90°-100°	0.0	0.0
100°-110°	0.0	0.0
110°-120°	0.0	0.0
120°-130°	0.0	0.0
130°-140°	0.0	0.0
140°-150°	0.0	0.0
150°-160°	0.0	0.0
160°-170°	0.0	0.0
170°-180°	0.0	0.0
0°-90°	6284.6	100.0
0°-180°	6284.6	100.0



REPORT NUMBER: P199943

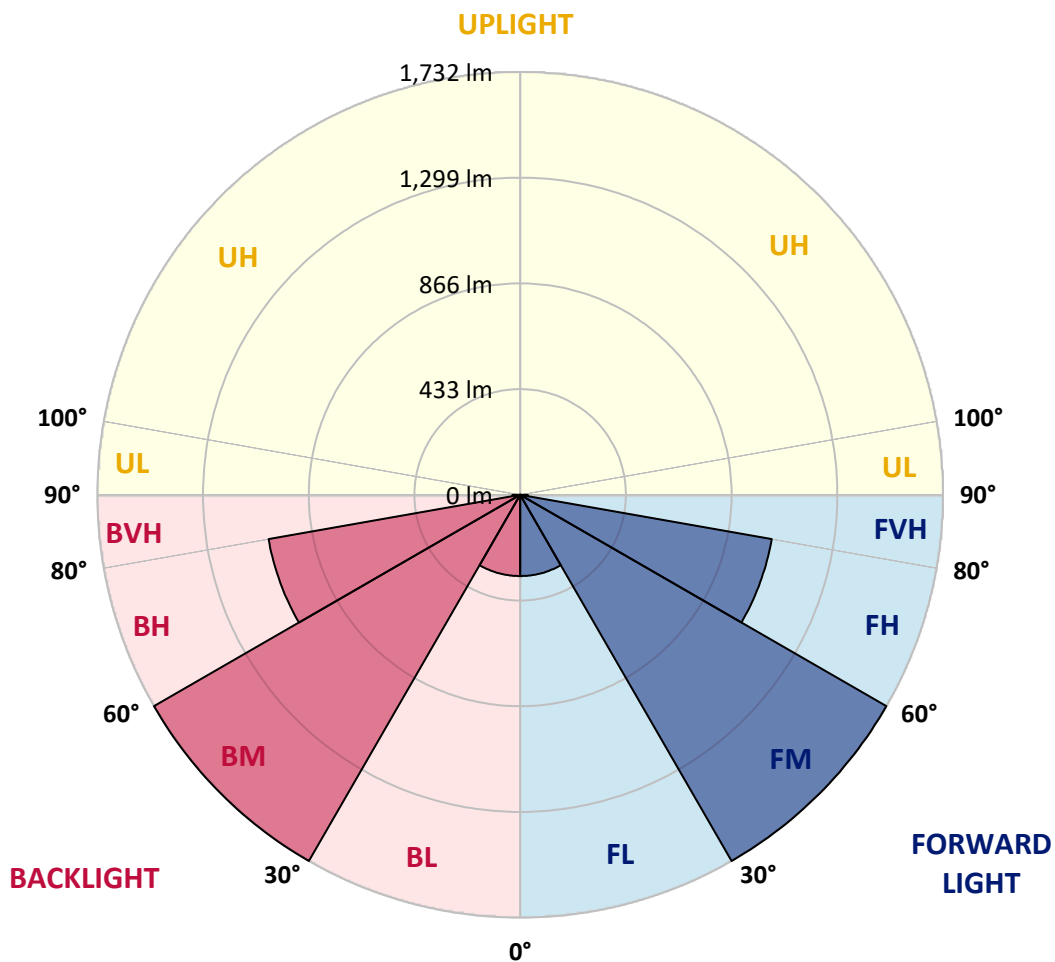
CATALOG NUMBER: GWC-AF-01-LED-E1-RW-7030

LUMINAIRE CLASSIFICATION SYSTEM LUMEN TABLE AND BUG RATING:

Zone		Lumens	% Fixture	Zone Rating/Lumen Limit		
				B	U	G
FL	(0°-30°)	332.8	5.3			
FM	(30°-60°)	1731.9	27.6			
FH	(60°-80°)	1046.3	16.6			G1/1800
FVH	(80°-90°)	31.3	0.5			G1/100
BL	(0°-30°)	332.8	5.3	B1/500		
BM	(30°-60°)	1731.9	27.6	B2/2500		
BH	(60°-80°)	1046.3	16.6	B3/2500		G3/2500
BVH	(80°-90°)	31.3	0.5			G1/100
UL	(90°-100°)	0.0	0.0		U0/0	
UH	(100°-180°)	0.0	0.0		U0/0	

BUG Rating: B3-U0-G3

Type II Medium





REPORT NUMBER: P199943

CATALOG NUMBER: GWC-AF-01-LED-E1-RW-7030

CANDELA DISTRIBUTION (FULL):

	0°	5°	10°	15°	20°	25°	30°	35°	40°	45°	50°
0°	697.1	697.1	697.1	697.1	697.1	697.1	697.1	697.1	697.1	697.1	697.1
2.5°	695.9	695.3	695.9	695.7	696.2	696.2	696.8	697.9	697.9	698.9	698.6
5°	689.1	688.8	689.7	690.6	691.5	693.2	695.0	697.7	699.8	701.2	702.7
7.5°	675.8	675.8	676.9	678.9	681.1	684.9	689.1	694.5	699.8	704.2	708.1
10°	664.8	665.3	666.8	670.5	673.9	679.9	685.5	693.2	700.7	708.1	714.0
12.5°	658.2	659.1	661.8	667.1	673.0	681.1	689.7	699.5	707.8	716.7	722.6
15°	660.3	660.9	664.8	671.3	678.9	689.1	700.7	712.3	722.1	731.6	739.5
17.5°	671.8	672.7	677.2	684.6	692.7	704.5	717.0	730.1	742.3	752.9	762.7
20°	692.7	693.6	699.1	707.2	716.7	728.9	741.4	755.0	768.6	780.0	790.9
22.5°	722.1	723.6	728.9	737.0	747.6	760.7	775.5	790.1	803.2	813.6	823.4
25°	760.7	763.9	768.9	777.9	789.2	801.1	817.1	832.0	844.5	854.2	861.4
27.5°	815.3	819.8	823.6	832.2	843.3	854.5	870.6	883.7	895.5	905.0	910.3
30°	887.8	892.2	896.2	904.4	914.5	925.2	940.4	951.9	959.4	966.8	966.5
32.5°	975.6	980.5	981.9	990.9	1001.3	1012.9	1026.5	1033.0	1038.9	1039.8	1034.5
35°	1074.0	1076.4	1082.3	1094.2	1106.1	1115.6	1128.6	1131.9	1131.9	1127.4	1115.6
37.5°	1181.8	1183.3	1191.7	1205.0	1217.1	1227.0	1235.9	1242.4	1239.2	1229.7	1209.7
40°	1300.0	1302.7	1314.6	1326.5	1340.2	1349.4	1358.8	1360.1	1356.8	1342.8	1315.8
42.5°	1412.9	1415.4	1427.2	1445.9	1463.7	1476.5	1485.4	1487.2	1476.7	1464.0	1430.4
45°	1510.1	1516.3	1531.7	1553.6	1579.6	1597.7	1609.8	1614.9	1605.7	1589.0	1550.2
47.5°	1587.0	1593.2	1615.2	1641.3	1673.5	1702.8	1723.0	1733.7	1731.3	1718.8	1676.4
50°	1643.4	1649.4	1673.1	1705.2	1742.5	1779.2	1813.6	1839.2	1848.0	1842.4	1803.6
52.5°	1650.0	1659.7	1687.6	1730.7	1779.5	1829.3	1878.3	1921.8	1951.2	1955.6	1926.8
55°	1558.8	1568.5	1607.2	1671.0	1743.6	1824.8	1903.3	1976.4	2034.3	2064.0	2048.8
57.5°	1343.7	1361.3	1401.9	1476.7	1583.3	1705.2	1830.2	1960.0	2078.0	2156.7	2171.8
60°	1029.8	1050.5	1091.5	1171.1	1290.0	1435.2	1602.2	1794.0	2002.1	2179.2	2284.9
62.5°	660.6	680.1	723.3	792.4	889.3	1046.7	1225.8	1453.5	1733.4	2012.9	2264.8
65°	339.5	350.1	372.8	414.6	490.1	607.7	768.4	995.6	1315.5	1660.3	2024.5
67.5°	215.0	217.1	222.2	228.2	247.5	288.1	363.0	504.7	767.8	1127.4	1553.6
70°	186.0	186.0	183.5	182.7	185.0	190.6	202.2	235.2	324.1	535.3	896.2
72.5°	170.2	168.4	164.2	160.9	160.4	160.4	162.8	167.8	182.0	218.0	350.8
75°	156.8	151.8	146.1	142.2	140.8	139.3	139.0	139.9	142.9	148.5	167.5
77.5°	140.5	134.0	127.4	123.6	121.9	119.7	117.9	115.9	114.4	116.2	124.4
80°	120.8	113.4	108.3	106.1	104.3	101.3	97.5	93.9	90.5	90.0	95.0
82.5°	97.5	88.8	89.1	90.0	86.8	82.6	78.4	74.6	69.0	66.0	69.0
85°	78.6	74.3	72.2	77.8	73.1	66.8	60.3	53.4	44.6	37.4	40.7
87.5°	30.6	30.6	45.8	70.4	63.3	51.7	44.2	37.7	23.5	18.1	18.5
90°	0.0	0.0	0.0	0.0	0.0	0.0	0.0	0.0	0.0	0.0	0.0



REPORT NUMBER: P199943

CATALOG NUMBER: GWC-AF-01-LED-E1-RW-7030

CANDELA DISTRIBUTION (continued):

	55°	60°	65°	70°	75°	80°	85°	90°
0°	697.1	697.1	697.1	697.1	697.1	697.1	697.1	697.1
2.5°	698.2	698.9	698.6	698.2	698.2	697.9	698.2	698.2
5°	703.6	705.2	705.2	705.7	705.7	706.1	706.4	706.1
7.5°	711.8	714.3	716.0	718.2	718.5	718.8	719.4	718.8
10°	719.7	725.1	728.9	732.8	734.6	735.1	735.8	735.8
12.5°	729.8	737.2	744.0	750.8	754.1	756.0	756.0	757.0
15°	746.5	753.9	761.9	771.1	776.8	779.7	780.5	780.5
17.5°	769.8	776.4	783.3	792.1	799.2	803.2	804.0	803.7
20°	797.1	803.5	807.3	813.0	819.2	823.6	824.8	824.8
22.5°	828.4	832.0	832.5	834.3	839.3	845.3	848.0	848.6
25°	862.8	863.7	861.4	861.4	864.7	870.2	873.0	873.2
27.5°	907.4	902.9	897.0	895.0	897.0	903.6	906.9	908.0
30°	962.9	952.2	938.5	931.1	930.1	938.5	944.5	945.4
32.5°	1026.5	1011.0	992.9	977.8	973.9	979.3	986.4	986.1
35°	1102.0	1083.6	1061.6	1042.3	1033.4	1038.7	1048.8	1050.0
37.5°	1189.0	1164.9	1139.7	1115.3	1101.4	1102.9	1113.6	1117.0
40°	1286.1	1255.0	1223.1	1190.5	1170.6	1166.7	1179.8	1181.8
42.5°	1390.1	1350.0	1309.9	1269.5	1243.9	1238.0	1253.1	1252.2
45°	1500.9	1449.8	1402.8	1358.3	1327.9	1319.1	1331.6	1331.6
47.5°	1620.0	1557.0	1501.1	1450.6	1417.6	1404.8	1416.8	1417.6
50°	1746.2	1679.4	1613.8	1557.6	1518.0	1501.8	1517.2	1519.6
52.5°	1871.8	1806.8	1740.5	1676.4	1628.6	1608.7	1626.5	1634.2
55°	1999.2	1935.4	1872.1	1809.5	1752.7	1729.2	1748.2	1758.1
57.5°	2133.9	2074.8	2014.4	1951.2	1896.5	1859.9	1880.2	1893.3
60°	2291.5	2241.0	2178.3	2108.6	2053.3	2016.2	2027.8	2039.4
62.5°	2416.3	2435.8	2382.7	2301.9	2231.0	2183.4	2194.7	2206.8
65°	2355.9	2557.1	2604.3	2522.6	2424.3	2350.2	2345.6	2351.8
67.5°	1969.3	2359.8	2644.6	2722.5	2640.2	2537.4	2518.4	2527.6
70°	1317.3	1803.8	2306.4	2680.5	2780.1	2740.3	2721.6	2727.2
72.5°	632.6	1050.5	1564.7	2062.3	2365.1	2504.2	2548.7	2570.5
75°	231.4	417.1	754.1	1136.4	1372.0	1588.2	1729.2	1786.8
77.5°	139.7	168.4	240.9	362.6	410.9	459.8	440.8	450.2
80°	103.4	116.7	132.2	148.5	153.8	153.8	147.9	143.1
82.5°	72.4	81.1	88.5	97.5	99.8	95.4	78.4	62.4
85°	46.7	50.5	53.7	59.4	57.9	55.2	37.1	33.0
87.5°	21.5	24.4	25.5	28.2	27.0	25.9	18.5	15.4
90°	0.0	0.0	0.0	0.0	0.0	0.0	0.0	0.0

(END OF REPORT)